


Camarines Sur II Electric Cooperative, Inc.,
(CASURECO II)
Del Rosario, Naga City
Tel. No. (054) 205 - 2900

SCHEDULE OF POWER RATES
For the billing month of **JANUARY 2024**

EC's Monthly Rate-2017.xlsx


1-22-24 10:43 AM


RATE COMPONENTS	CONSUMERS TYPE										AVE. RATE	
	Residential	LOW VOLTAGE					HIGH VOLTAGE					
		Commercial w/o Demand	Irrigation	Industrial	Streetlight	P-Building w/o Demand	Commercial with Demand	Irrigation	Industrial	P-Building with Demand		
A. POWER COST:												
I. Generation Charges:												
System Generation Charge (Php/kwh)	4.5332	4.5332	4.5332	4.5332	4.5332	4.5332	4.5332	4.5332	4.5332	4.5332	4.5332	
II. Transmission Charges:												
Transmission System Charge (Php/kwh)	0.4148	0.4148	0.4148	0.4148	0.4148	0.4148	0.4148	0.4148	0.4148	0.4148	0.4148	
Demand Charge (Php/kw)								333.3700	333.3700	333.3700	333.3700	
III. System Loss Charge (Php/kwh)	0.7348	0.7348	0.7348	0.7348	0.7348	0.7348	0.7348	0.7348	0.7348	0.7348	0.7348	
TOTAL POWER COST (Php/kWh)	5.6828	5.6828	5.6828	5.6828	5.6828	5.6828	5.6828	5.2680	5.2680	5.2680	5.2680	5.5445
B. DISTRIBUTION REVENUES:												
V. Distribution Charges:												
Distribution System Charge (Php/kwh)	0.4613	0.4441	0.4441	0.4441	0.4441	0.4441	0.4441					
Demand Charge (Php/kw)								167.5600	167.5600	167.5600	167.5600	
VI. Supply Charge:												
Supply System Charge (Php/kwh)	0.5376											
Retail Customer Charge (P/Cust/Mo)		46.6000	46.6000	46.6000	46.6000	46.6000	46.6000	46.6000	46.6000	46.6000	46.6000	
VII. Metering Charges:												
Retail Customer Charge (P/Mtr/Mo)	5.0000	32.7800	32.7800	32.7800	32.7800	32.7800	32.7800	32.7800	32.7800	32.7800	32.7800	
Metering System Charge (Php/kwh)	0.3205											
VIII. Reinv.Fund for Sustble CAPEX (RFSC) (Php/kwh)	0.2178	0.2178	0.2178	0.2178	0.2178	0.2178	0.2178	0.2178	0.2178	0.2178	0.2178	
C. OTHER CHARGES:												
IX. Lifeline Rate (Discount/Subsidy) (Php/kwh)	0.0308	0.0308	0.0308	0.0308	0.0308	0.0308	0.0308	0.0308	0.0308	0.0308	0.0308	
X. Senior Citizen's Discount (Php/kwh)	0.0003	0.0003	0.0003	0.0003	0.0003	0.0003	0.0003	0.0003	0.0003	0.0003	0.0003	
TOTAL DISTRIBUTION REVENUES (Php/kWh)	1.5683	0.6930	0.6930	0.6930	0.6930	0.6930	0.6930	0.2489	0.2489	0.2489	0.2489	0.8367
C. GOVERNMENT REVENUES												
XI. Value Added Tax												
Generation System Charge (Php/kwh)	0.3839	0.3839	0.3839	0.3839	0.3839	0.3839	0.3839	0.3839	0.3839	0.3839	0.3839	
Transmission System Charge (Php/kwh)	0.0817	0.0817	0.0817	0.0817	0.0817	0.0817	0.0817	0.0817	0.0817	0.0817	0.0817	
Systems Loss Charges (Php/kwh)	0.0645	0.0645	0.0645	0.0645	0.0645	0.0645	0.0645	0.0645	0.0645	0.0645	0.0645	
Distribution Revenues (Php/kwh)	0.1199	0.1199	0.1199	0.1199	0.1199	0.1199	0.1199	0.1199	0.1199	0.1199	0.1199	
XII. Universal Charges												
Missionary Electrification (Php/kwh)	0.2494	0.2494	0.2494	0.2494	0.2494	0.2494	0.2494	0.2494	0.2494	0.2494	0.2494	
NPC Stranded Debt-SD (Php/kwh)	0.0428	0.0428	0.0428	0.0428	0.0428	0.0428	0.0428	0.0428	0.0428	0.0428	0.0428	
XIII. Real Property Tax (RPT) (Php/kwh)	0.0056	0.0056	0.0056	0.0056	0.0056	0.0056	0.0056	0.0056	0.0056	0.0056	0.0056	
XIV. Local Franchise Tax %												
LGU - Naga (75% of 1% of Distribution Charges)	0.0075	0.0075	0.0075	0.0075	0.0075	0.0075	0.0075	0.0075	0.0075	0.0075	0.0075	
TOTAL GOVERNMENT REVENUES (Php/kWh)	0.9478	0.9478	0.9478	0.9478	0.9478	0.9478	0.9478	0.9478	0.9478	0.9478	0.9478	0.9478
TOTAL CHARGES (Php per kWh)	8.1989	7.3236	7.3236	7.3236	7.3236	7.3236	7.3236	6.4647	6.4647	6.4647	6.4647	7.3290

Prepared by:

ABIGAIL C. PILA
CORPLAN Supervisor
cc: All Dept., ERC & NEA

Checked by:

ENGR. MARY FRANCE D. MORALES
CORPLAN Manager

Audited by:

SHEENA ISABEL G. CLEOPAS
OIC-MSFAD Supervisor

Approved by:

ENGR. EDGARDO R. PIAMONTE
Acting General Manager